

Input/Output



Today

- Principles of I/O hardware
- Principles of I/O software
- I/O software layers
- Disks

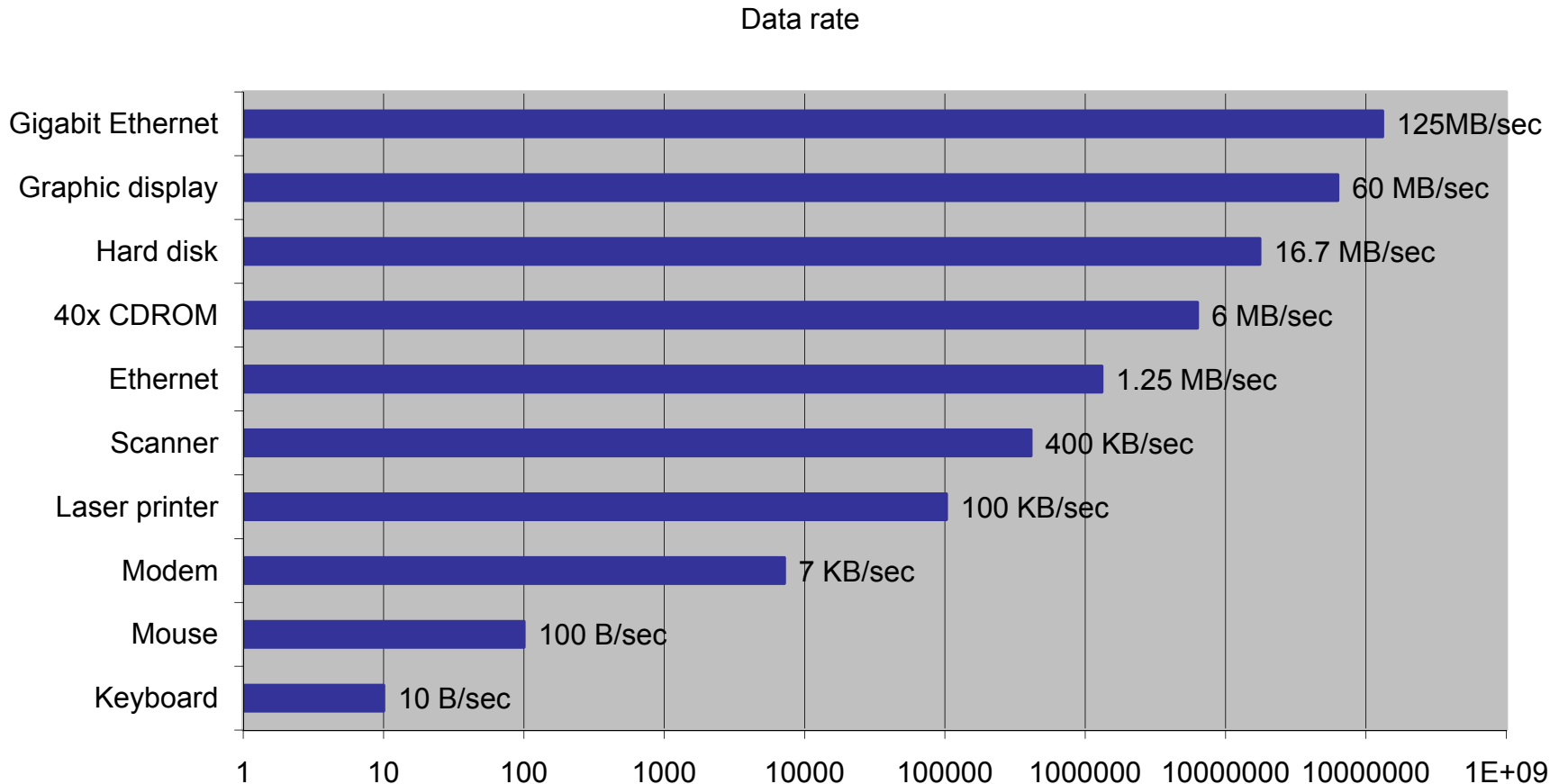
Next

- File Systems

Operating Systems and I/O

- Two key operating system goals
 - Control I/O devices
 - Provide a simple, easy-to-use, interface to devices
- Problem – large variety
 - Data rates
 - Applications – what the device is used for
 - Complexity of control – a printer (simple) or a disk
 - Units of transfer – streams of bytes or larger blocks
 - Data representation – character codes, parity
 - Error condition – nature of errors, how they are reported, their consequences, ...
- Makes a uniform & consistent approach difficult to get

Typical I/O Devices Data Rates

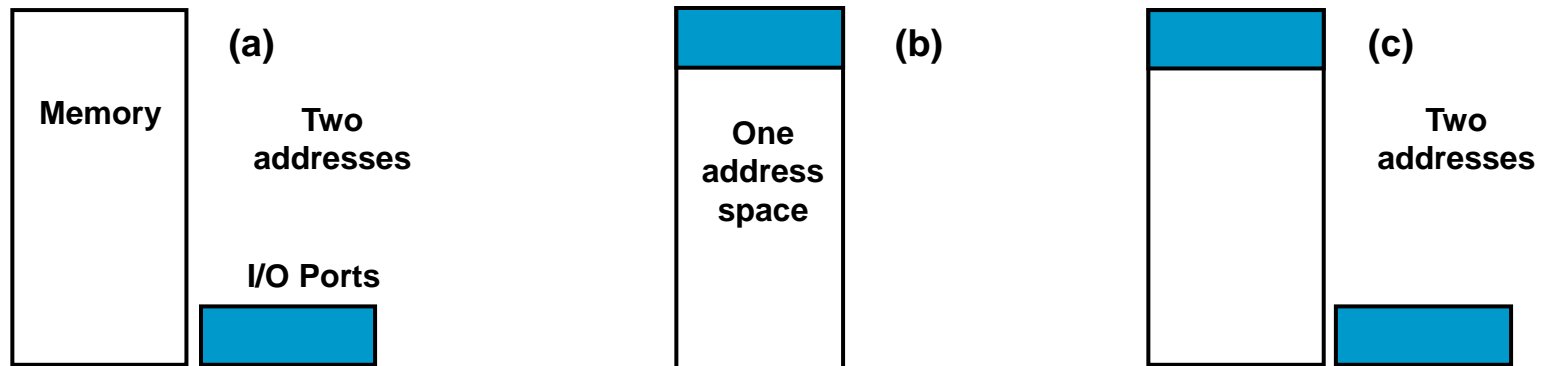


I/O Hardware - I/O devices

- I/O devices – roughly divided as
 - Block devices – stored info in fixed-size blocks; you can read/write each block independently (e.g. disk)
 - Character devices – I/O stream of characters (e.g. printers)
 - Of course, some devices don't fit in here (e.g. clocks)
- I/O devices components
 - Device itself - mechanical component
 - Device controller - electronic component
- Controller
 - Maybe more than one device per controller
 - Converts serial bit stream to block of bytes
 - Performs error correction as necessary
 - Makes data available in main memory

I/O Controller & CPU Communication

- Device controllers have
 - A few registers for communication with CPU
 - Data-in, data-out, status, control, ...
 - A data buffer that OS can read/write (e.g. video RAM)
- How does the CPU use that?
 - Separate I/O and memory space, each control register assigned an I/O port (a) – IBM 360
IN REG, PORT
 - Memory-mapped I/O – first in PDP-11 (b)
 - Hybrid – Pentium (c) (graphic controller is a good example)



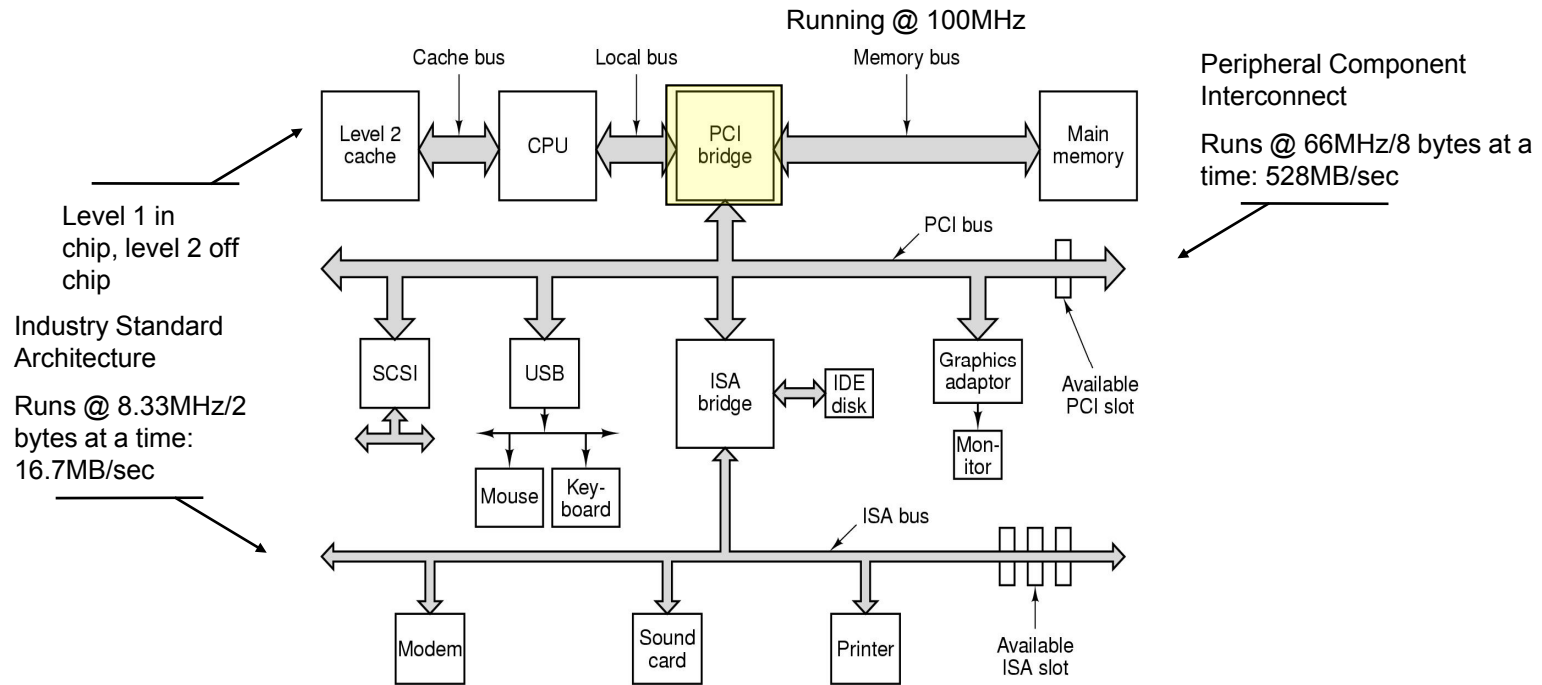
Memory-mapped I/O

- Pros:
 - No special instructions needed
 - No special protection mechanism needed
 - Driver can be entirely written in C (how do you do IN or OUT in C?)
- Cons:
 - What do you do with caching? Disable it in a per-page basis
 - Only one AS, so all must check all mem. references “is it for me?”
 - Easy with single bus (a) but harder with dual-bus (b) arch
 - Possible solutions
 - Send all references to memory first
 - Snoop in the memory bus
 - Filter addresses in the PCI bridge (preloaded with range registers at boot time)



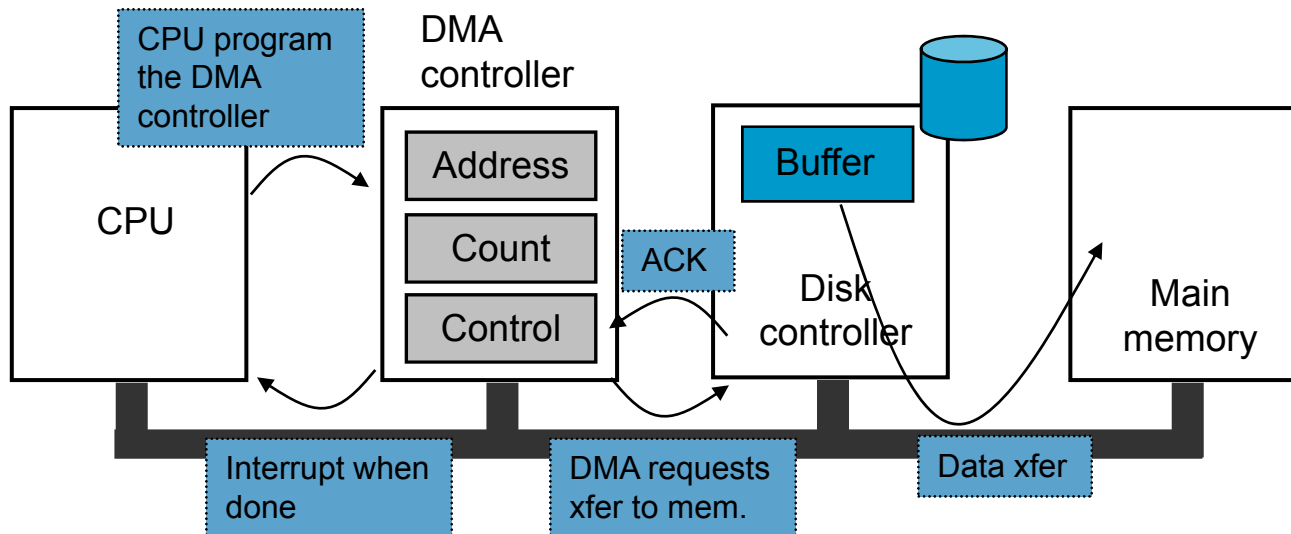
A more complex system

■ Pentium system



Direct Memory Access (DMA)

- With or w/o memory-mapped I/O – CPU has to address the device controllers to exchange data
 - By itself, one byte at a time
 - Somebody else doing it instead – DMA
- Clearly OS can use it only if HW has DMA controller
- DMA operation

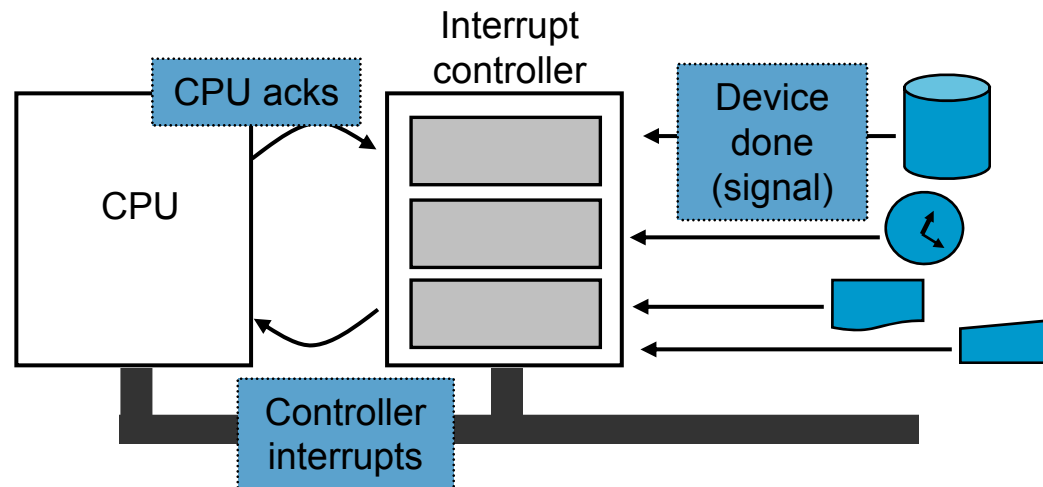


Some details on DMA

- One or more transfers at a time
 - Need multiple set of registers for the multiple channels
 - DMA has to schedule itself over devices served
- Buses and DMA can operate on one of two modes
 - Cycle stealing – as described
 - Burst mode (block) – DMA tells the device to take the bus for a while
- Two approaches to data transfer
 - Fly-by mode – just discussed, direct transfer to memory
 - Two steps – transfer via DMA; it requires extra bus cycle, but now you can do device-to-device transfers
- Physical (common) or virtual address for DMA transfer
- *Why you may not want a DMA?*
 - If the CPU is fast and there's not much else to do anyway*

Interrupts revisited

- When I/O is done – interrupt by asserting a signal on a bus line
- Interrupt controller puts a # on address lines – index into interrupt vector (PC to interrupt service procedure)
- Interrupt service procedure ACK the controller
- Before serving interrupt, save context ...



Interrupts revisited

Not that simple ...

- Where do you save the state?
 - Internal registers? Hold your ACK (to protect you from another interrupt overwriting the internal registers)
 - In stack? You can get a page fault ... pinned page?
 - In kernel stack? change to kernel mode (\$\$\$ - change MMU context, invalid cache and TLB,...)
- Besides: pipelining, superscalar architectures, ...

Ideally - a precise interrupt

- PC is saved in a known place
- All previous instructions have been fully executed
- All following ones have not
- The execution state of the instruction pointed by PC is known

The tradeoff – complex OS or really complex interrupt logic within the CPU (design complexity & chip area)

I/O software – goals & issues

- Device independence
 - Programs can access any I/O device w/o specifying it in advance
- Uniform naming, closely related
 - Name independent of device
- Error handling
 - As close to the hardware as possible (first the controller should try, then the device driver, ...)
- Buffering for better performance
 - Check what to do with packets, for example
 - Decouple production/consumption
- Deal with dedicated (tape drives) & shared devices (disks)
 - Dedicated dev. bring their own problems – deadlock?

Ways I/O can be done (OS take)

- **Programmed I/O**

- Simplest – CPU does all the work
- CPU basically polls the device
- ... and it is tied up until I/O completes

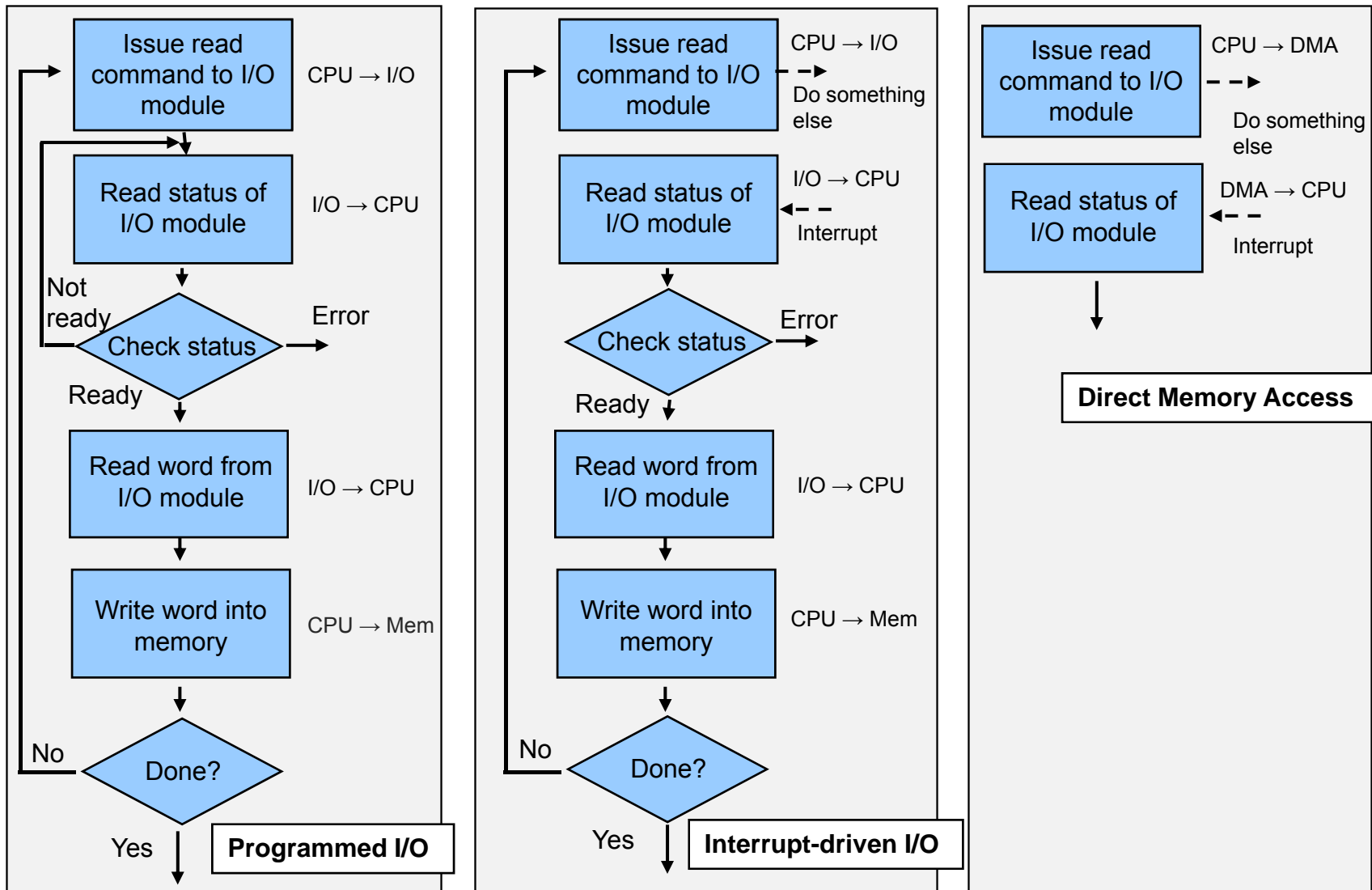
- **Interrupt-driven I/O**

- Instead of waiting for I/O, context switch to another process & use interrupts

- **Direct Memory Access**


- Obvious disadvantage of interrupt-driven I/O?
An interrupt for every character
- Solution: DMA - Basically programmed I/O done by somebody else

Three techniques for I/O



I/O software layers

- I/O normally implemented in layers



- Interrupt handlers
 - Interrupts – an unpleasant fact of life – hide them!
 - Best way
 - Driver blocks (semaphores?) until I/O completes
 - Upon an interrupt, interrupt procedure handles it before unblocking driver

Layers - Device drivers

- Different device controllers – different registers, commands, etc → each I/O device needs a device driver
- Device driver – device specific code
 - Written by device manufacturer
 - Better if we have specs
 - Clearly, it needs to be reentrant
 - Must be included in the kernel (as it needs to access the device's hardware) - How do you include it?
 - Problem with plug & play

Layers - Device-independent soft

Some part of the I/O soft. can be device independent

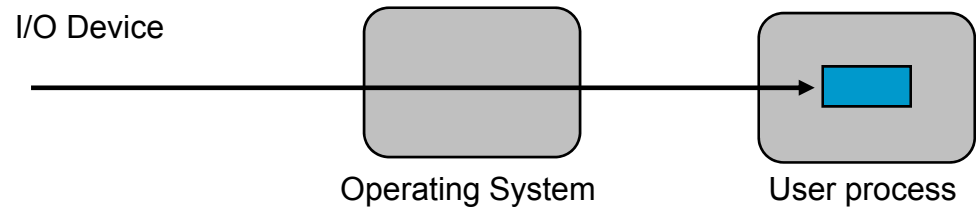
- Uniform interfacing with drivers
 - Fewer modifications to the OS with each new device
 - Easier naming (`/dev/disk0`) – major & minor device #s in UNIX (kept by the i-node of the device's file)
 - Device driver writers know what's expected of them
- Error reporting
 - Some errors are transient – keep them low
 - Actual I/O errors – reporting up when in doubt
- Allocating & releasing dedicated devices
- Providing a device-independent block size
- Buffering

Buffering

A process reading data from a modem

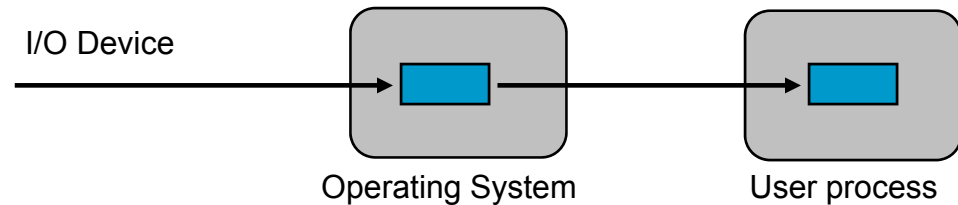
- Unbuffered input

Wake up the process
when the buffer is full



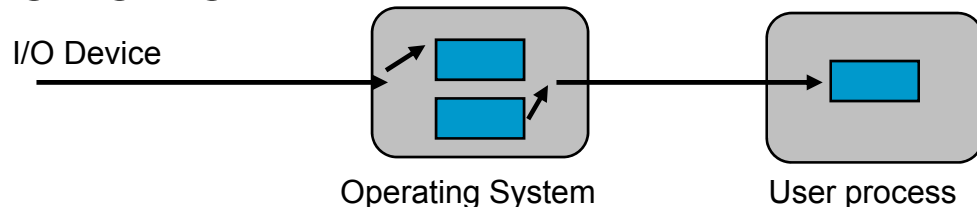
- Buffering in the kernel, copying to user space

When kernel-buffer is full
page with user buffer
is brought in & copy
done at once



- Double buffering in the kernel

What happen to characters
arriving while the user
page is brought in?

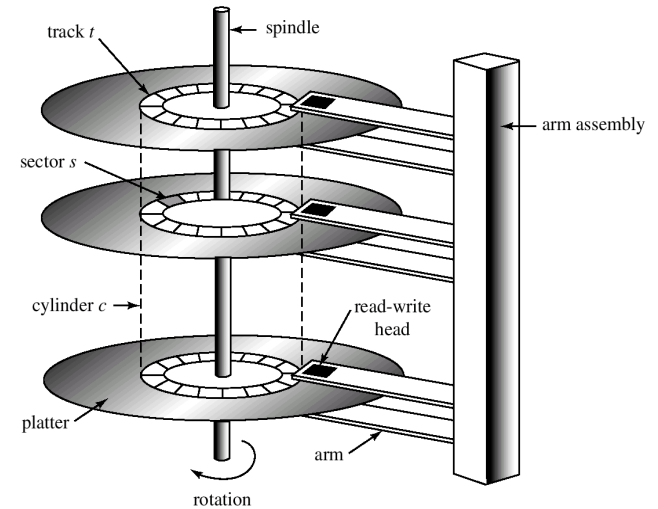


- Careful – nothing is free, think of buffering and host-to-host communication

Disk hardware

- Disk organization

- Cylinders – made of vertical tracks
- Tracks – divided into sectors
- Sectors – minimum transfer unit



- Simplified model - careful with specs

- Sectors per track are not always the same
- Zoning – zone, a set of tracks with equal sec/track

- Hide this with a logical disk w/ constant sec/track

IBM 2314

- Announced April 1965
- Eight disk drives plus a spare one and a control unit
- Capacity: 8x29MB
- Average access time: 60msec
- Data rate: 312KB/sec



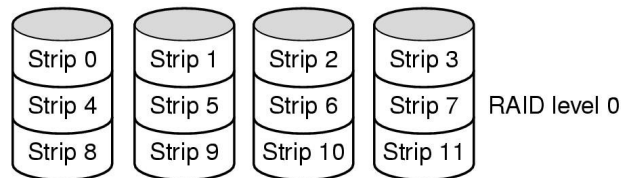
Disk hardware nowadays



Characteristics (All 512B/sector)	Seagate Cheetah 15- 36LP	Seagate Barracuda 36ES	Toshiba HDD1242	IBM Microdrive
Application	High-performance server	Entry-level desktop	Portable	Handheld
Capacity	36.7GB	18.4GB	5GB	1GB
Minimum seek time	0.3ms	1.0ms	-	1.0ms
Average seek time	3.6ms	9.5ms	15ms	12ms
Spindle speed	15K rpm	7.2K rpm	4.2K rpm	3.6K rpm
Average rotational delay	2ms	4.17ms	7.14ms	8.33ms
Max. transfer rate	522-709MB/s	25MB/s	66MB/s	13.3MB/s
Sector per track	485	600	63	-
Tracks per cylinder	8	2	2	2
Cylinders	18,479	29,851	10,350	-

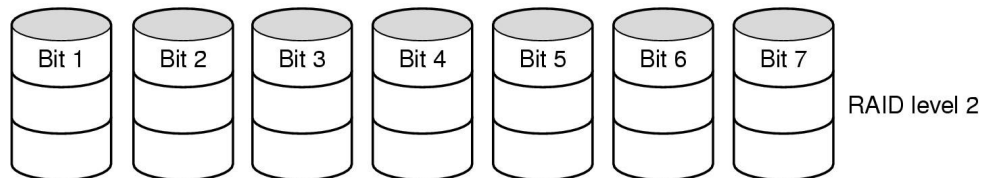
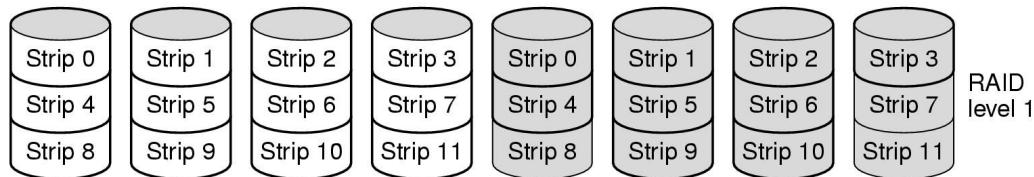
RAIDs

- Processing and I/O - parallelism
- Redundant Array of Inexpensive Disks & SLED Single Large Expensive Disks



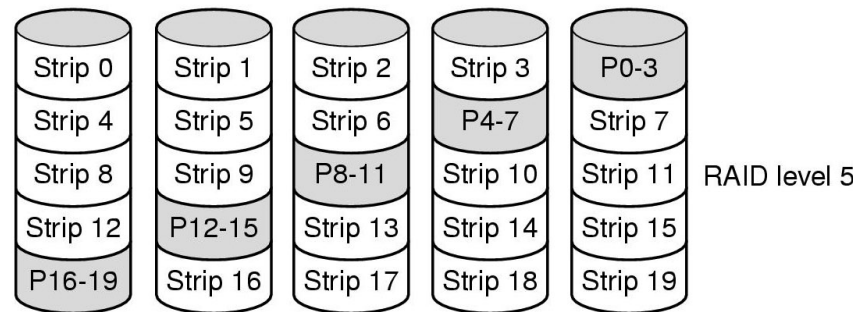
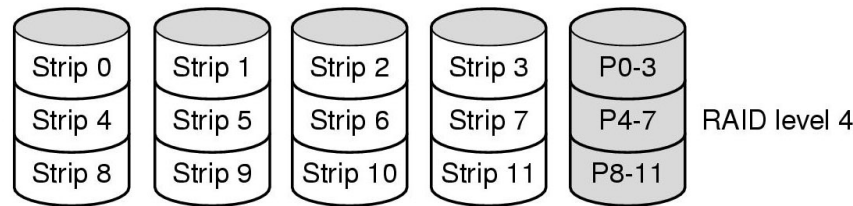
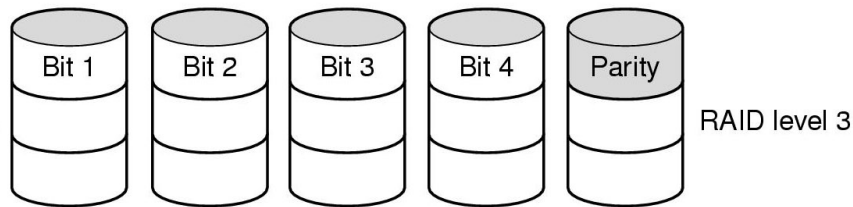
RAID 0: Striping w/o redundancy

RAID 1: Disk mirroring



RAID 2: Memory-style error-correcting-code organization; striping bits across disk & add ECC

RAIDs



RAID 3: Bit-interleaved parity organization. If one sector is damage you know which one; used the parity to figure out what the lost bit is.

RAID 4: Block-interleaved parity organization. Like 3 but at block level.

RAID 5: Block-interleaved distributed parity organization. Like 4 but distributed the parity block.

Disk formatting

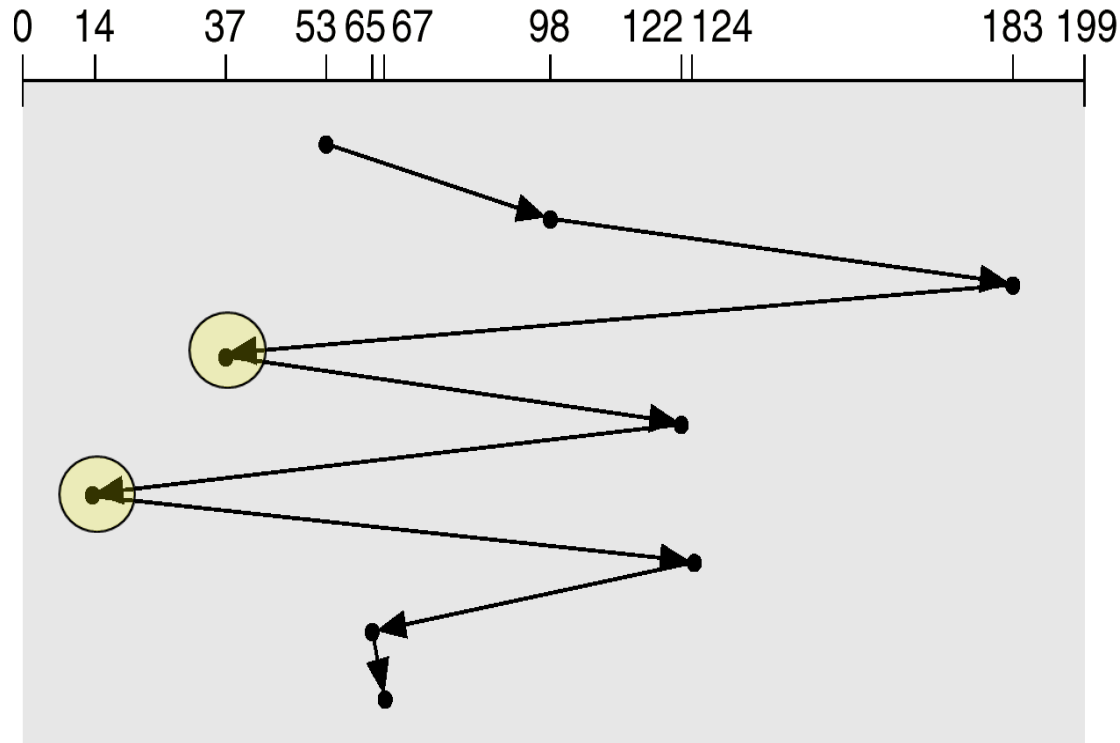
- Low-level formatting
 - Sectors – [preamble, to recognize the start + data + ecc]
 - Spare sectors for replacements
 - ~20% capacity goes with it
 - Sectors and head skews to deal with moving head
 - Interleaving to deal with transfer time
- Partitioning – multiple logical disks – sector 0 holds master boot record (boot code + partition table)
- High-level formatting
 - Boot block, free storage admin, root dir, empty file system

Disk arm scheduling

- Time to read/write a disk block determined by
 - Seek time – dominates!
 - Rotational delay
 - Actual transfer time
- Sequence of request for blocks → scheduling
- Some algorithms
 - FCFS (FIFO) – not much you can do
 - Shortest Seek Time First (SSTF)
 - Elevator algorithm or SCAN
 - C-SCAN - circular scan
 - LOOK variation
- Reading beyond your needs

FCFS

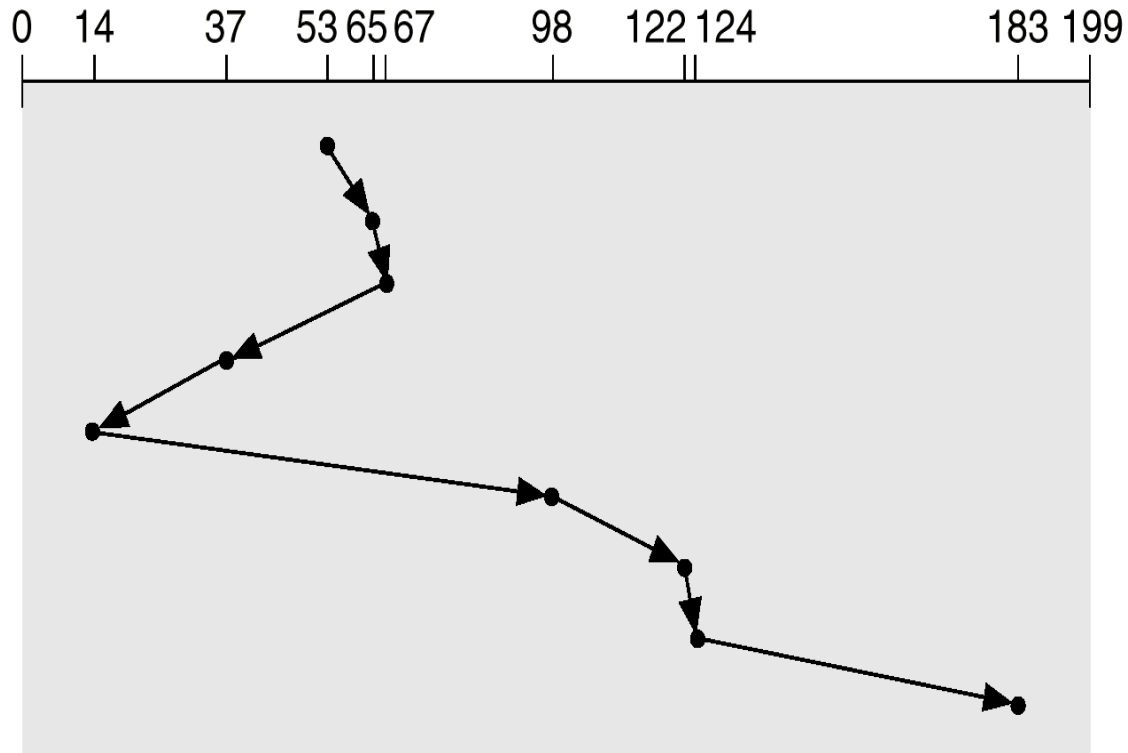
queue = 98, 183, 37, 122, 14, 124, 65, 67
head starts at 53



- and the obvious problem is ...

SSTF

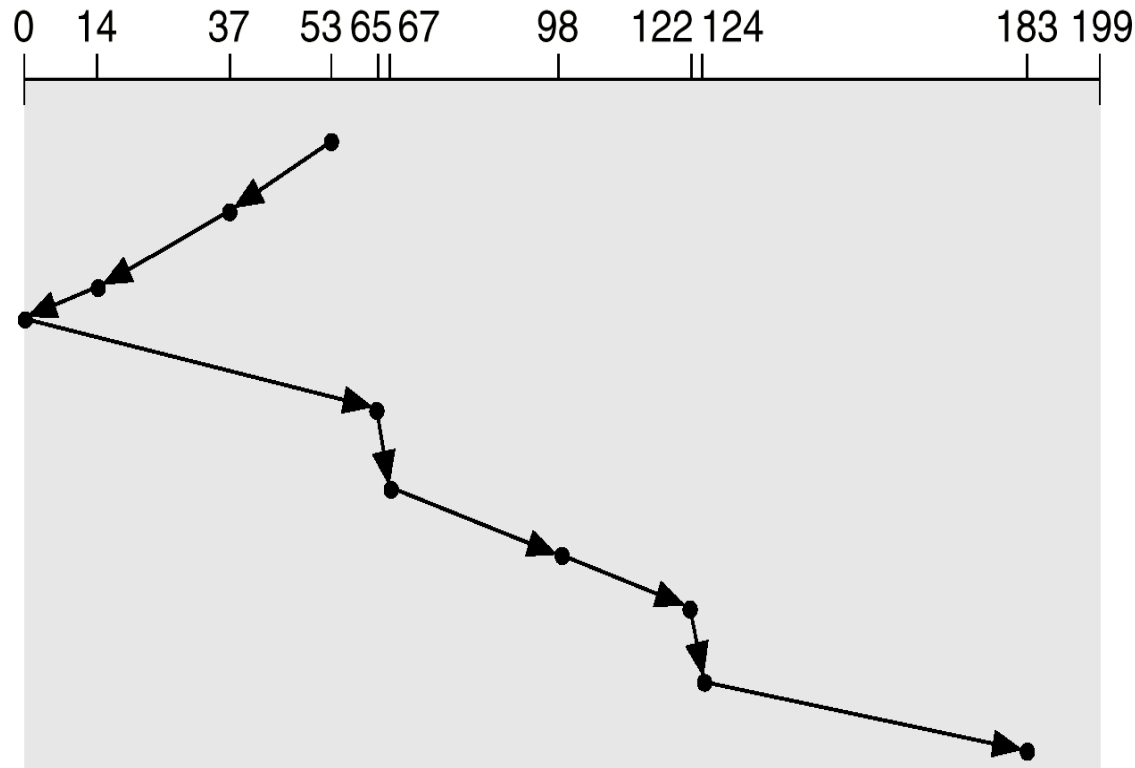
queue = 98, 183, 37, 122, 14, 124, 65, 67
head starts at 53



- As SJF, possible starvation

SCAN

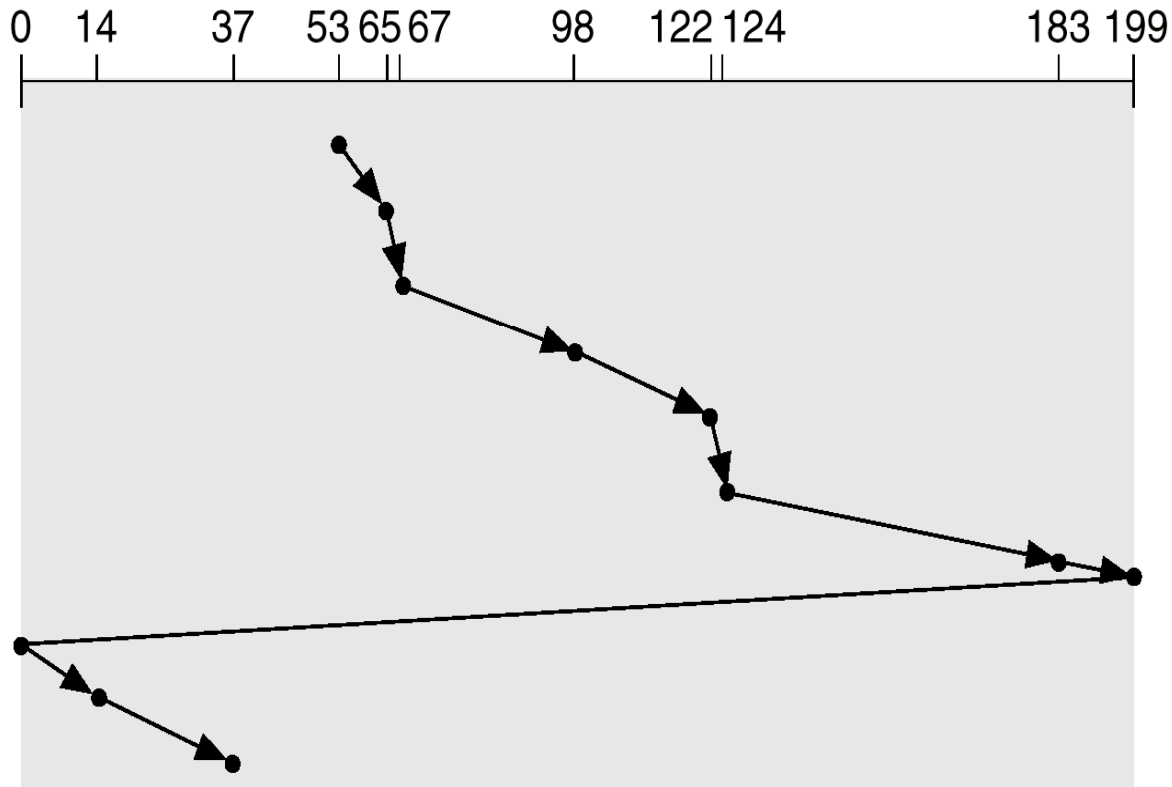
queue = 98, 183, 37, 122, 14, 124, 65, 67
head starts at 53



- Assuming a uniform distribution of requests, where's the highest density when head is on the left?

C-SCAN

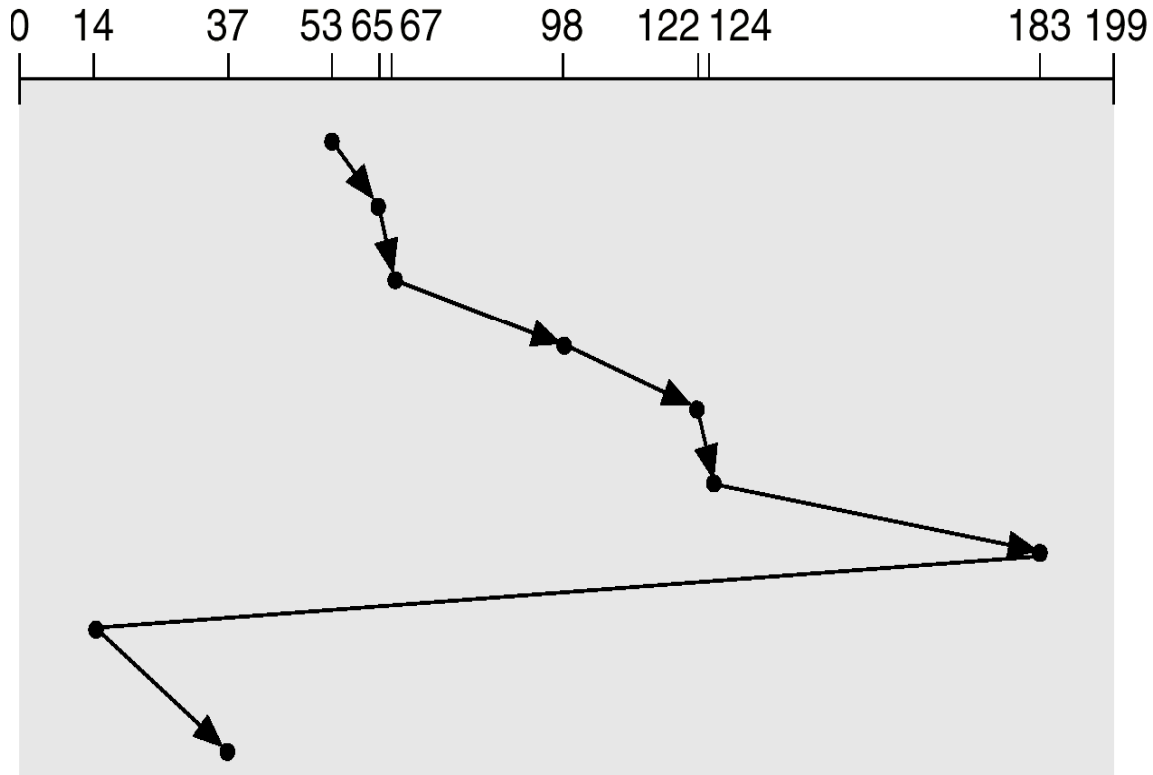
queue = 98, 183, 37, 122, 14, 124, 65, 67
head starts at 53



- Cool, but no need to be blind

C-LOOK

queue = 98, 183, 37, 122, 14, 124, 65, 67
head starts at 53



- Look for a request before moving in that direction

Next time

- File systems – the most visible aspect of an OS
 - Users need more storage capacity than what an AS provides you with
 - ... want the information to persist beyond the life of the process
 - ... want multiple processes being able to access it
- Make it independent of any process – a file